



Community Advisory Committee

Date: Tuesday, January 10th, 2023

Time: 2 pm

Location: Zoom

Meeting Agenda

Committee purpose: The Committee's objective is to successfully support the Family Connects North Carolina, Southeastern Region program by providing leadership, community involvement, engagement, and sustainable funding.

Committee principles: The Committee collaborates with community partners who seek to ensure the program's success in Cumberland, Hoke, and Robeson Counties. The primary roles are to provide advice and support on decisions affecting the program implementation and sustainability in key areas.

- 1) Determination of Quorum (7 voting members) & Call to Order*
 - a) Welcome/Chair Comments
 - b) Member Introductions (if applicable)
- 2) Review of and Approval of Minutes*
 - a) November 1st, 2022
- 3) Program Updates
 - a) Updates on births/visits – 4C Team
 - b) Administrative/Marketing – Sharon
 - c) Updates from PFC/FC team – Liz
 - d) Other updates
- 4) Community challenges/opportunities
 - a) Revisit of committee structure and vote
 - b) Co-sleeping and thermometer needs
- 5) Other Business
 - a) Announcements from committee members

6) Adjournment*

Upcoming Meeting Dates: February 7th, March 7th, April 4th, May 2nd, June 6th, No July meeting

All meetings are on the 1st Tuesday of the month, from 2:00 pm – 3:00 pm.

* Needs Action ! Possible Conflict of Interest (Recusals)

Unless otherwise indicated by a symbol above, agenda items are for Information Only



Partnership for Children of Cumberland County, Inc.
Virtual Community Advisory Committee Meeting Minutes
November 1, 2022 (2:03 – 2:49 PM)
Be the Driving Force



COMMITTEE CHAIR: Dr. Meredith Gronski

MEMBERS PRESENT: Dr. Meredith Gronski, Dr. Jarold "Tom" Johnston, Dr. Jennifer Green, Kristin "Bella" Bautista, Aida Algarin, April Oxendine

MEMBERS ABSENT: Amy Navejas, Amy Brown, Chasity Lindsey, Dania Benners, Dee Lipumano, Delores Long, Demetris West, Doris Robinson, Erica Little, Jean Frye, Jowana Clinkscales, Kathleen Bloomfield, Kathya Gavazzi, Martina Sconiers-Talbert, Melanie Levine, Michele Falls, Nina Torelli, Rhonda Dial, Shadonna Headen, Sharkara McDonald, Susan Kornett, Dr. Sushma Kapoor, Terrasine Gardner, Mary Sonnenberg, Darryl Young, Meriel Shire, Dylan Williams, Jean Squire, Pamela Federline, Rhiannon Chavis-Wanson, Jessica Lowery

NON-VOTING ATTENDEES: Cacilie Glasgow-LeBatard, Dr. Rita Gunter, Lisa Peterson, Camille Cano, Ben Hughes, Von James, Sharon Moyer, Elizabeth Simpler, Jana Stakeley, Lakia Washington

AGENDA ITEM	DISCUSSION & RECOMMENDATION	ACTION	FOLLOW-UP
1) Determination of Quorum & Call to Order* a) Welcome/Chair Comments b) Introductions	The scheduled meeting of the Community Advisory Committee was held via Zoom on November 1, 2022. Determining a quorum was present, Dr. Meredith Gronski, Chair, called the meeting to order at 2:03 pm and welcomed all the committee members. No new members are present.	Called to Order None	None None
2) Approval of Minutes* a) Minutes from October 4, 2022	Dr. Gronski called for review and approval of the October 4, 2022, minutes. Dr. Jennifer Green motioned for approval of October minutes. Dr. Tom Johnston seconded. Motion passed.	None	None
3) Program Updates a) Updates on births/visits – 4C Team	Cacilie updated that: Visits began at the end of October 2021, and since then, there have been 3,383 eligible births. Visits Completed 1,319; of those, 1,142 were virtual, and 177 were at home. We began offering in-home in June 2022. 44% of eligible births have agreed to a visit. 2,501 referrals to community agencies. Staffing for 4C: 6 full-time and 2 part-time nurses, 1 open now.	None	None



Partnership for Children of Cumberland County, Inc.
Virtual Community Advisory Committee Meeting Minutes
November 1, 2022 (2:03 – 2:49 PM)
Be the Driving Force



b) Administrative/Marketing – Sharon	Sharon gave updates on funding, an Op-ed piece, and numbers for the program per key performance indicators from FCI. Our site is holding steady and making great strides.		
c) Updates from PFC/FC team	Liz gave updates on the team’s progress in the community. We have been able to provide pack-and-plays (thanks to our partners at DSS), thermometers, and other support to our families in need. We are continuing our plan to grow our presence within the community for support around this program.		
d) Other updates	No other updates at this time.		
4) Community Challenges and Opportunities	Formatting for the future-advisory members vs. committee members: Sharon reported on a consensus via email with Meredith, Amy Navejas, and Liz, of recommending 14 voting members. We would follow the four domains of The Family Connects model as a base and seek two representatives from each of the domains. Add positions from Robeson and Hoke, a caregiver (parents, grandparents, kinship care), and a caregiver who has been through the program. And no less than two board members (which may or may not fit into the domains). Maternal and child health crisis discussion Nationally and statewide, we see a maternal mortality crisis. In addition, in Cumberland, we see poor health outcomes and without explanation. The group discussed how to support this locally. Continued discussion was decided for the future.	None None	Sharon and Liz to put together a supporting document for this structure and the domains. None
5) Other Business			
a) Announcements from committee members	No announcements at this time.	None	None
6) Adjournment	As there was no further business, Dr. Gronski reminded the attendees that the next meeting is Tuesday, January 10th, 2023 (amended), at 2:00 pm. She adjourned the meeting at 2:49 pm.	Adjourned	None

Submittal: The minutes of the above stated meeting are submitted for approval.

Approval: Based on Committee consensus, the minutes of the above stated meeting are hereby approved as presented and/or corrected.

Secretary of Meeting

11/1/2022

Date

Committee Chair

Date

Monthly KPI Snapshot
NC Southeastern
March 2022 – August 2022

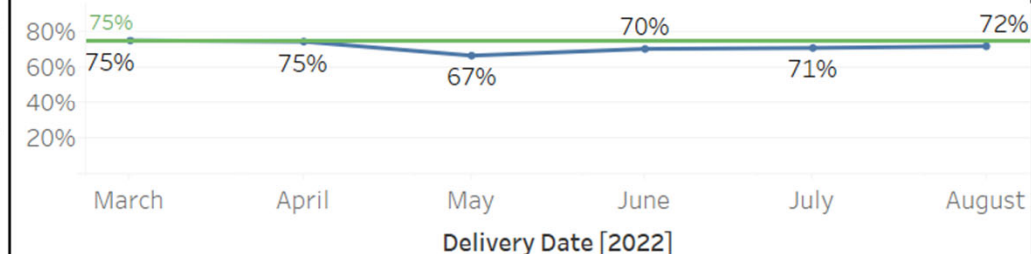
Program Reach

Data Extract Date: 9/28/22
Report Range: 3/1/22 - 8/31/22

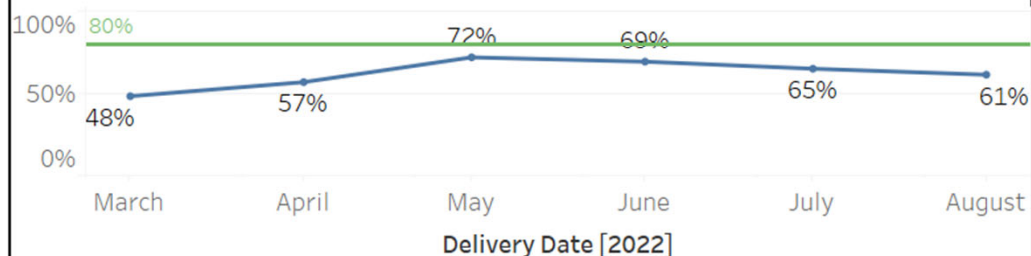
Eligible Births - Past 6 Months: 1,530

Population Reach - Past 6 Months: 44%

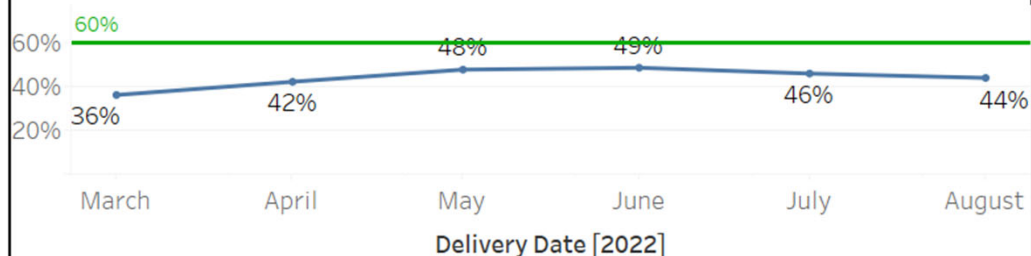
Scheduling Rate



Completion Rate



Population Reach



$$\text{Scheduling Rate} = \frac{\text{Scheduled Visits}}{\text{Eligible Births}}$$

$$\text{Completion Rate} = \frac{\text{Completed Visits}}{\text{Scheduled Visits}}$$

$$\text{Population Reach} = \frac{\text{Completed Visits}}{\text{Eligible Births}}$$

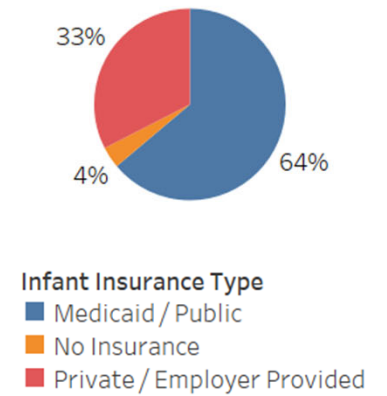
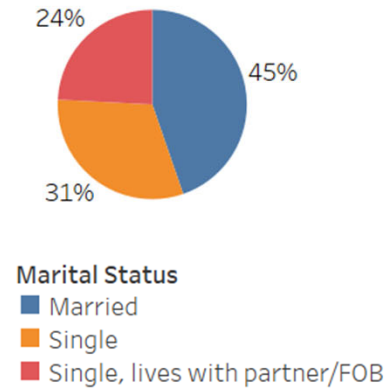
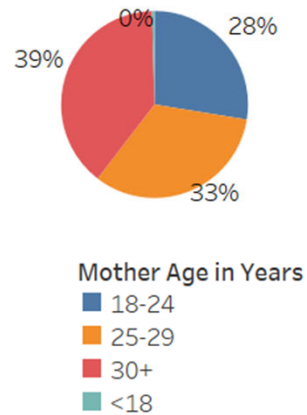
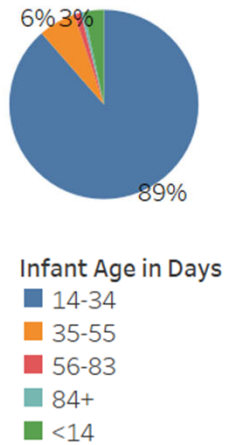
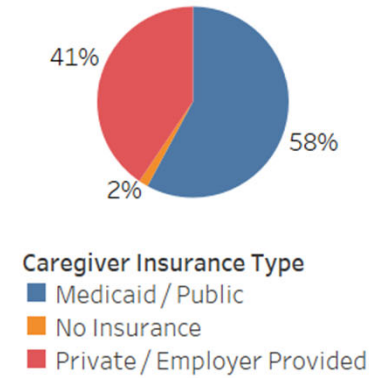
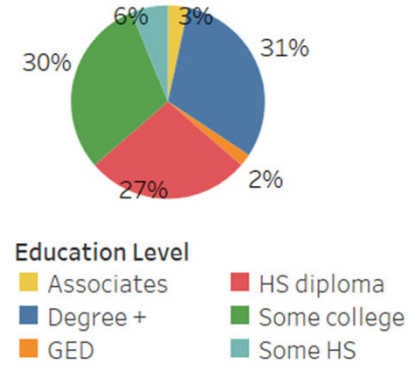
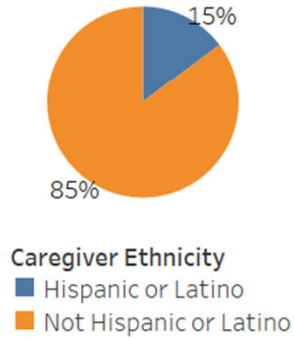
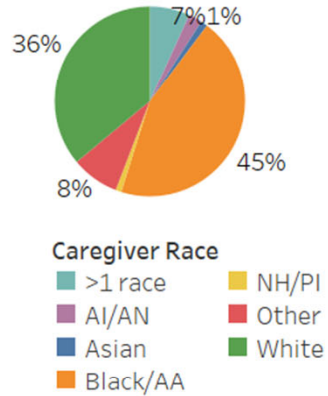
Population Reach - Implementation

	Mar-22	Apr-22	May-22	Jun-22	Jul-22	Aug-22	Total
Eligible Births	266	216	216	274	255	303	1,530
Scheduled Visits	200	161	144	193	181	218	1,097
Declined Visits	27	17	8	12	15	14	93
Completed IHV	96	91	103	133	116	133	672
Completed SCs	0	0	0	0	1	0	1
Home Follow Up	0	1	0	1	0	0	2
Phone Follow Up	72	73	87	102	83	67	484
Scheduling Rate	75%	75%	67%	70%	71%	72%	72%
Completion Rate	48%	57%	72%	69%	65%	61%	61%
Population Reach	36%	42%	48%	49%	46%	44%	44%
Follow Up Rate	75%	81%	84%	77%	71%	50%	72%

Family Demographics

Data Extract Date: 9/28/22
Report Range: 3/1/22 - 8/31/22

Completed IHVs - Past 6 Months (Activity): 691

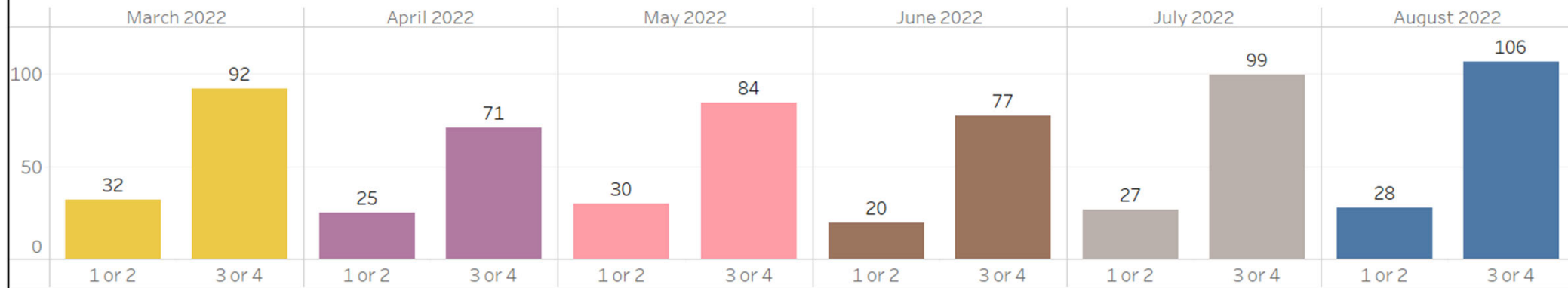


Need Profile and Referrals

Data Extract Date: 9/28/22
Report Range: 3/1/22 - 8/31/22

Completed IHVs - Past 6 Months (Activity): 691

Total Matrix Needs Identified



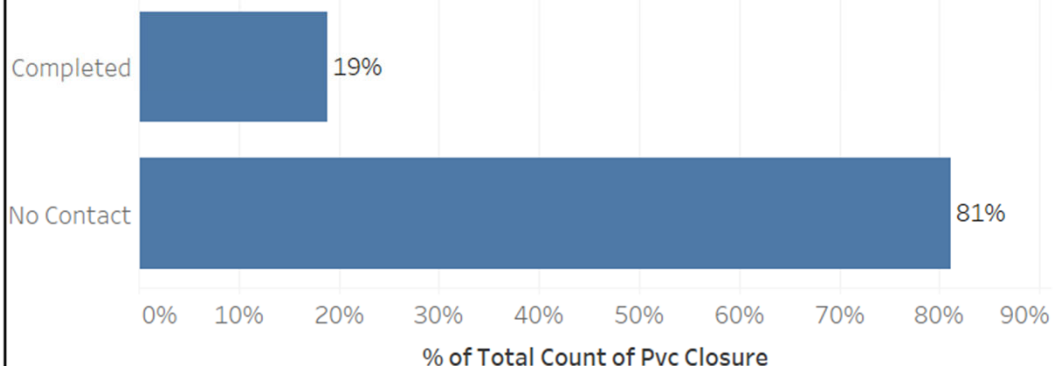
Need and Referral

	March 2022	April 2022	May 2022	June 2022	July 2022	August 2022	Total
Cases >1 Risk Referral	53	20	51	47	66	71	308
Cases >1 Referral	90	65	83	73	98	101	510
Total Referrals	258	234	258	213	378	400	1,741
New Referrals	248	228	236	192	345	363	1,612
Existing Referrals	10	6	21	21	33	37	128
Risk Referrals	107	72	118	122	183	179	781
Non-risk Referrals	151	162	140	91	195	221	960

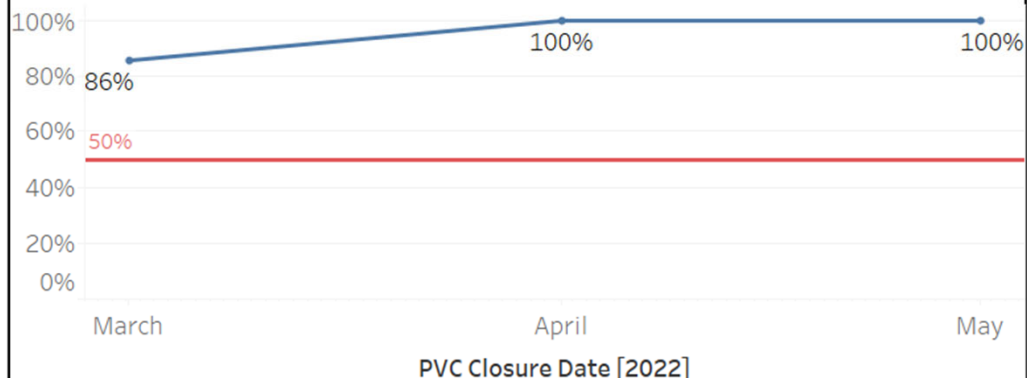
Post Visit Connections

Data Extract Date: 9/28/22
Report Range: 3/1/22 - 8/31/22

PVC Closure



Referral Connection Rate



Post Visit Connection

	Mar-22	Apr-22	May-22	Jun-22	Total
Completed PVC	24.00	26.00	7.00	1.00	58.00
Referrals Assessed	7.00	4.00	1.00		12.00
Referrals Contacted	6.00	4.00	1.00		11.00
Referrals Received	4.00	2.00	1.00		7.00
Referral Connection Rate	86%	100%	100%		92%
Satisfaction Rate	96%	100%	100%	100%	98%

Satisfaction Rate

