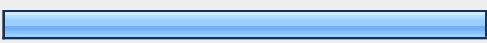











2008-09 Quality Enhancement Grant (Provider Impact Survey)

1. Which best describes your child care facility?			
		Response Percent	Response Count
Child care center		74.2%	49
Child care home		24.2%	16
Developmental day child care		1.5%	1
Faith based (GS-110)		1.5%	1
Head Start		0.0%	0
On-base military provider		0.0%	0
Public school site		0.0%	0
		answered question	66
		skipped question	0

2. What is your position at the child care facility?			
		Response Percent	Response Count
Owner/Director		31.8%	21
Lead Teacher		36.4%	24
Assistant Teacher		31.8%	21
Other (please specify)		3.0%	2
		If you selected other, please specify	3
		answered question	66
		skipped question	0

3. Please selected if you receive the following grants?				
			Response Percent	Response Count
Army Child Care in Your Neighborhood			15.6%	10
Quality Enhancement Grant			93.8%	60
			<i>answered question</i>	64
			<i>skipped question</i>	2








4. Please rate the QEG STAFF-related services you have received in the fiscal year 2008-2009:							
	Not applicable	Very helpful	Fairly helpful	Slightly helpful	No help at all	Response Count	
Health-Benefits	60.7% (34)	28.6% (16)	1.8% (1)	0.0% (0)	8.9% (5)	56	
Informational Meetings	28.3% (17)	58.3% (35)	10.0% (6)	1.7% (1)	1.7% (1)	60	
Professional Development Opportunities (Conferences)	26.7% (16)	60.0% (36)	10.0% (6)	3.3% (2)	0.0% (0)	60	
Training Workshops	7.8% (5)	87.5% (56)	1.6% (1)	3.1% (2)	0.0% (0)	64	
						<i>answered question</i>	65
						<i>skipped question</i>	1













5. Please rate the QEG SITE-related services you have received in fiscal year 2008-2009:						
	Not applicable	Very helpful	Fairly helpful	Slightly helpful	No help at all	Response Count
ECERS-R Consultation	32.7% (16)	65.3% (32)	2.0% (1)	0.0% (0)	0.0% (0)	49
FCCERS-R Consultation	51.1% (24)	42.6% (20)	6.4% (3)	0.0% (0)	0.0% (0)	47
ITERS-R Consultation	27.3% (15)	70.9% (39)	0.0% (0)	0.0% (0)	1.8% (1)	55
SACERS Consultation	64.3% (27)	35.7% (15)	0.0% (0)	0.0% (0)	0.0% (0)	42
Room Arrangement	6.7% (4)	90.0% (54)	3.3% (2)	0.0% (0)	0.0% (0)	60
Site Visits	8.5% (5)	89.8% (53)	1.7% (1)	0.0% (0)	0.0% (0)	59
Technical Assistance/Enhancement Plan	13.6% (6)	75.0% (33)	11.4% (5)	0.0% (0)	0.0% (0)	44
	<i>answered question</i>					66
	<i>skipped question</i>					0

6. Please rate the QEG MATERIALS-related services you have received in fiscal year 2008-2009:						
	Not applicable	Very helpful	Fairly helpful	Slightly helpful	No help at all	Response Count
Consumable Materials	25.5% (13)	70.6% (36)	0.0% (0)	0.0% (0)	3.9% (2)	51
Learning Materials and Teaching Aids	0.0% (0)	93.1% (54)	5.2% (3)	1.7% (1)	0.0% (0)	58
Material Needs Assessment	3.5% (2)	86.0% (49)	8.8% (5)	1.8% (1)	0.0% (0)	57
Purchase of Classroom Materials/Furnishings	0.0% (0)	95.1% (58)	3.3% (2)	1.6% (1)	0.0% (0)	61
	<i>answered question</i>					63
	<i>skipped question</i>					3

7. Please rate the QEG MONETARY-related services you have received in fiscal year 2008-2009:						
	Not applicable	Very helpful	Fairly helpful	Slightly helpful	No help at all	Response Count
Site Bonus	64.1% (25)	35.9% (14)	0.0% (0)	0.0% (0)	0.0% (0)	39
Staff Bonus	22.8% (13)	73.7% (42)	3.5% (2)	0.0% (0)	0.0% (0)	57
	<i>answered question</i>					61
	<i>skipped question</i>					5




8. Please rate the QEG facilitated resources you have received in fiscal year 2008-2009:						
	Not applicable	Very helpful	Fairly helpful	Slightly helpful	No help at all	Response Count
DCD Behavior Specialist	64.3% (27)	23.8% (10)	7.1% (3)	0.0% (0)	4.8% (2)	42
DCD Infant/Toddler Specialist	47.1% (24)	49.0% (25)	0.0% (0)	0.0% (0)	3.9% (2)	51
DCD School Age Specialist	80.0% (32)	17.5% (7)	0.0% (0)	0.0% (0)	2.5% (1)	40
State Licensing Consultant	30.2% (16)	64.2% (34)	5.7% (3)	0.0% (0)	0.0% (0)	53
	<i>answered question</i>					57
	<i>skipped question</i>					9

9. In what ways have YOU as a staff benefited from the QEG services? (Select all that apply):			
		Response Percent	Response Count
Increased my credential/education level		35.4%	23
Gained knowledge of at least 1 new tool/service/program		83.1%	54
Gained networking/partnership opportunities		56.9%	37
Increased awareness of early childhood services/resources		78.5%	51
Are more confident about applying these skills or techniques		69.2%	45
Are more competent about applying these skills or techniques		49.2%	32
Feel better able to prepare children for Kindergarten		47.7%	31
		Other (please specify)	0
		<i>answered question</i>	65
		<i>skipped question</i>	1

10. In what ways has YOUR facility benefited from the QEG services? (Select all that apply):			
		Response Percent	Response Count
ECERS-R score increased		21.0%	13
FCCERS-R score increased		11.3%	7
ITERS-R score increased		21.0%	13
Increased quality of care		85.5%	53
Increased access to training or professional development		58.1%	36
Increased teachers knowledge in specific care area		74.2%	46
Increased professionalization levels		56.5%	35
Increased licensure/credential levels of M@4 Lead Teachers		22.6%	14
Increased use of positive skills in specific care areas		61.3%	38
Increased access to health services		17.7%	11
Increased provider compensations		21.0%	13
Increased longevity of staff		22.6%	14
		Other (please specify)	0
		answered question	62
		skipped question	4

11. Rate the overall quality of the QEG services:						
	Excellent	Good	Average	Fair	Poor	Response Count
Appropriateness of services	69.8% (44)	27.0% (17)	3.2% (2)	0.0% (0)	0.0% (0)	63
Accessibility of services	73.0% (46)	23.8% (15)	3.2% (2)	0.0% (0)	0.0% (0)	63
Quality of service	72.3% (47)	26.2% (17)	1.5% (1)	0.0% (0)	0.0% (0)	65
Usefulness of resources and services to you in enhancing your program	63.3% (38)	31.7% (19)	5.0% (3)	0.0% (0)	0.0% (0)	60
	<i>answered question</i>					66
	<i>skipped question</i>					0

12. The QEG staff customer service was:					
	Strongly agree	Agree	Disagree	Strongly disagree	Response Count
Respectful and courteous	86.2% (56)	13.8% (9)	0.0% (0)	0.0% (0)	65
Prompt	84.1% (53)	15.9% (10)	0.0% (0)	0.0% (0)	63
Knowledgeable	81.0% (51)	19.0% (12)	0.0% (0)	0.0% (0)	63
Accessible	82.5% (52)	17.5% (11)	0.0% (0)	0.0% (0)	63
Good at keeping me well informed	85.7% (54)	14.3% (9)	0.0% (0)	0.0% (0)	63
	<i>answered question</i>				65
	<i>skipped question</i>				1

13. Please rate your level of satisfaction with QEG:			
		Response Percent	Response Count
Very satisfied		77.3%	51
Satisfied		19.7%	13
Somewhat satisfied		3.0%	2
Not satisfied		0.0%	0
		<i>answered question</i>	66
		<i>skipped question</i>	0

14. Name two things Quality Enhancement Program does very well:		
		Response Count
		52
		<i>answered question</i>
		52
		<i>skipped question</i>
		14

15. Name two things Quality Enhancement Program could improve:		
		Response Count
		37
		<i>answered question</i>
		37
		<i>skipped question</i>
		29