







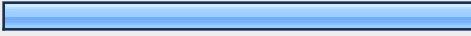


Parent Impact Survey FY08-09

1. Program Name			
		Response Percent	Response Count
Art Trunks		0.0%	0
Autism		0.0%	0
Native Circles		0.0%	0
Care Management Services		0.0%	0
Early-In Blended Classrooms		0.0%	0
Early Intervention Team		0.0%	0
Easter Seals UCP		0.0%	0
FTCC ECEC		0.0%	0
MotheRead		100.0%	36
More At Four		0.0%	0
Read to Me		0.0%	0
Teens N Tots		0.0%	0
		answered question	36
		skipped question	0

2. Are you aware that because of Smart Start funds, PFC makes this program available?			
	Yes	No	Response Count
aware that SS funds PFC?	91.7% (33)	8.3% (3)	36
		answered question	36
		skipped question	0







3. Are you aware that because of Smart Start funds, PFC makes this program available?			
	Yes	No	Response Count
first time using program?	85.7% (30)	14.3% (5)	35
	<i>answered question</i>		35
	<i>skipped question</i>		1

4. How did you find out about it?			
		Response Percent	Response Count
referral		22.2%	8
local pub		25.0%	9
internet		0.0%	0
radio/tv		2.8%	1
phone book		2.8%	1
FFG		0.0%	0
Other (please specify)		47.2%	17
	<i>answered question</i>		36
	<i>skipped question</i>		0

5. How long after first contact did you enter program?			
		Response Percent	Response Count
Within 1 week		72.2%	26
within 1 month		16.7%	6
more than 1 month		11.1%	4
	<i>answered question</i>		36
	<i>skipped question</i>		0

6. because of this program, you:							
	strongly agree	agree	unsure	disagree	strongly disagree	Rating Average	Response Count
are more competent	55.6% (20)	44.4% (16)	0.0% (0)	0.0% (0)	0.0% (0)	1.44	36
are more confident	69.4% (25)	30.6% (11)	0.0% (0)	0.0% (0)	0.0% (0)	1.31	36
choose activities to help child learn more often	66.7% (24)	33.3% (12)	0.0% (0)	0.0% (0)	0.0% (0)	1.33	36
use better ways to handle child's behavior	60.0% (21)	40.0% (14)	0.0% (0)	0.0% (0)	0.0% (0)	1.40	35
understand the importance for your child to have regular medical checkups	63.9% (23)	33.3% (12)	2.8% (1)	0.0% (0)	0.0% (0)	1.39	36
have learned ways to make your home safe for your child	44.4% (16)	52.8% (19)	2.8% (1)	0.0% (0)	0.0% (0)	1.58	36
feel your child will be better prepared to enter kindergarten	80.6% (29)	19.4% (7)	0.0% (0)	0.0% (0)	0.0% (0)	1.19	36
	answered question						36
	skipped question						0





7. Please rate the program on the following:						
	excellent	good	fair	poor	Rating Average	Response Count
understand of children's developmental needs	70.6% (24)	29.4% (10)	0.0% (0)	0.0% (0)	1.29	34
family friendliness	80.0% (28)	20.0% (7)	0.0% (0)	0.0% (0)	1.20	35
willingness to share information openly	74.3% (26)	25.7% (9)	0.0% (0)	0.0% (0)	1.26	35
accessibility of technical assistance	54.3% (19)	45.7% (16)	0.0% (0)	0.0% (0)	1.46	35
customer service	57.6% (19)	42.4% (14)	0.0% (0)	0.0% (0)	1.42	33
	answered question					35
	skipped question					1

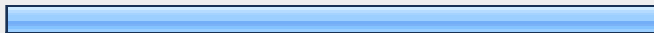
8. based on child's participation, their skills have improved in the following areas:			
		Response Percent	Response Count
gross motor		61.8%	21
fine motor		64.7%	22
language		79.4%	27
cognitive		64.7%	22
social skills		82.4%	28
don't know or n/a		2.9%	1
	answered question		34
	skipped question		2

9. does your child have ifp/ifsp?				
			Response Percent	Response Count
yes			7.7%	1
no			92.3%	12
			<i>answered question</i>	13
			<i>skipped question</i>	23

10. you read or shared stories, sang, played/listened to music or played games with your child...						
	1 time a week or less	2-3 times a week	4-5 times a week	more than 5 times a week	Rating Average	Response Count
before participating in this program	45.7% (16)	22.9% (8)	14.3% (5)	17.1% (6)	2.03	35
at this time (after participation)	0.0% (0)	14.7% (5)	32.4% (11)	52.9% (18)	3.38	34
					<i>answered question</i>	36
					<i>skipped question</i>	0

11. Please answer yes or no to the following:				
	yes	no	Rating Average	Response Count
were you referred to another agency or resource by this program?	62.5% (20)	37.5% (12)	1.38	32
did you contact this agency/resource?	78.6% (11)	21.4% (3)	1.21	14
			<i>answered question</i>	32
			<i>skipped question</i>	4

12. how long after contact did you use the service?			
		Response Percent	Response Count
within one week		27.8%	5
within one month		22.2%	4
more than one month		38.9%	7
did not use		11.1%	2
		<i>answered question</i>	18
		<i>skipped question</i>	18

13. if you chose not to use the service, why?			
		Response Percent	Response Count
too busy		0.0%	0
too hard to get into program		0.0%	0
didn't fit my needs		0.0%	0
Other (please specify)		100.0%	2
		<i>answered question</i>	2
		<i>skipped question</i>	34

14. are you aware of:				
	yes	no	Rating Average	Response Count
more at four	65.5% (19)	34.5% (10)	1.34	29
OFRC	76.7% (23)	23.3% (7)	1.23	30
PFC CCR&R	81.3% (26)	18.8% (6)	1.19	32
FFG	85.7% (30)	14.3% (5)	1.14	35
	<i>answered question</i>			36
	<i>skipped question</i>			0