





Provider Impact Survey FY08-09

1. program name?			
		Response Percent	Response Count
art trunks		100.0%	9
CCS core		0.0%	0
Early in program outreach		0.0%	0
FTCC ECEC		0.0%	0
FSU outdoors		0.0%	0
ITSC		0.0%	0
Kindermusik		0.0%	0
R&D		0.0%	0
Read to Me		0.0%	0
		<i>answered question</i>	9
		<i>skipped question</i>	0

2. Are you aware that SS funds PFC?			
		Response Percent	Response Count
Yes		100.0%	8
No		0.0%	0
		<i>answered question</i>	8
		<i>skipped question</i>	1

3. Please choose the answer that is most appropriate					
	yes	no	n/a	Rating Average	Response Count
gained knowledge	88.9% (8)	0.0% (0)	11.1% (1)	1.22	9
gained networking opp	62.5% (5)	25.0% (2)	12.5% (1)	1.50	8
increased awareness	66.7% (6)	22.2% (2)	11.1% (1)	1.44	9
are more confident	100.0% (9)	0.0% (0)	0.0% (0)	1.00	9
are more competent	100.0% (9)	0.0% (0)	0.0% (0)	1.00	9
feel better able to prepare child for kinder	88.9% (8)	0.0% (0)	11.1% (1)	1.22	9
will refer other people to services	100.0% (9)	0.0% (0)	0.0% (0)	1.00	9
will implement changes that will decrease barriers for families	33.3% (3)	0.0% (0)	66.7% (6)	2.33	9
will enhance or make improvements to your program	100.0% (9)	0.0% (0)	0.0% (0)	1.00	9
will work collaboratively with other key providers	88.9% (8)	0.0% (0)	11.1% (1)	1.22	9
	answered question				9
	skipped question				0

4. your work affiliation			
		Response Percent	Response Count
PFC program		71.4%	5
CC provider/assistant dir./dir./owner		28.6%	2
community-based org		0.0%	0
faith-based org		0.0%	0
	answered question		7
	skipped question		2

5. What best describes your facility?			
		Response Percent	Response Count
home		0.0%	0
center		100.0%	3
		<i>answered question</i>	3
		<i>skipped question</i>	6

6. What is the star rating of your facility?			
		Response Percent	Response Count
1 star		0.0%	0
3 star		50.0%	2
5 star		0.0%	0
no license		50.0%	2
2 star		0.0%	0
4 star		0.0%	0
gs-110		0.0%	0
temp license		0.0%	0
		<i>answered question</i>	4
		<i>skipped question</i>	5

7. first time using program?			
		Response Percent	Response Count
yes		33.3%	3
no		66.7%	6
answered question			9
skipped question			0

8. Rate the program on the following:						
	excellent	good	fair	poor	Rating Average	Response Count
appropriateness of TA	75.0% (6)	25.0% (2)	0.0% (0)	0.0% (0)	1.25	8
accessibility of TA	75.0% (6)	25.0% (2)	0.0% (0)	0.0% (0)	1.25	8
quality of service	100.0% (8)	0.0% (0)	0.0% (0)	0.0% (0)	1.00	8
customer service	87.5% (7)	12.5% (1)	0.0% (0)	0.0% (0)	1.13	8
answered question						8
skipped question						1

9. rate helpfulness						
	very	somewhat	not	n/a	Rating Average	Response Count
FMOA: art trunks	50.0% (4)	0.0% (0)	0.0% (0)	50.0% (4)	2.50	8
Kindermusik	77.8% (7)	0.0% (0)	0.0% (0)	22.2% (2)	1.67	9
read to me	77.8% (7)	11.1% (1)	0.0% (0)	11.1% (1)	1.44	9
PFC cc provider training	14.3% (1)	14.3% (1)	0.0% (0)	71.4% (5)	3.29	7
PFC ccr&r	37.5% (3)	0.0% (0)	0.0% (0)	62.5% (5)	2.88	8
FFG	33.3% (3)	33.3% (3)	0.0% (0)	33.3% (3)	2.33	9
MAF	50.0% (4)	12.5% (1)	0.0% (0)	37.5% (3)	2.25	8
PFC website	25.0% (2)	37.5% (3)	0.0% (0)	37.5% (3)	2.50	8
PDCC	14.3% (1)	14.3% (1)	0.0% (0)	71.4% (5)	3.29	7
QIG	16.7% (1)	0.0% (0)	0.0% (0)	83.3% (5)	3.50	6
PFC library	71.4% (5)	0.0% (0)	0.0% (0)	28.6% (2)	1.86	7
resource teachers	16.7% (1)	0.0% (0)	0.0% (0)	83.3% (5)	3.50	6
WAGE\$	14.3% (1)	14.3% (1)	0.0% (0)	71.4% (5)	3.29	7
	answered question					9
	skipped question					0